

WARNING

Due to potential staining, it is recommended that esthetic zone teeth not be treated. The material could stain teeth if incorrectly used. Patient must be informed of this risk prior to its use.

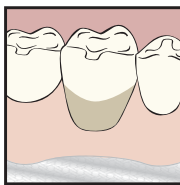
INSTRUCTIONS

DESENSITIZING CERVICAL TOOTH HYPERSENSITIVITY

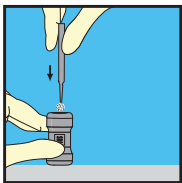
- 1** Using a non-fluoride prophylaxis paste in a rubber cup, clean the tooth/teeth to be treated and abutting teeth.



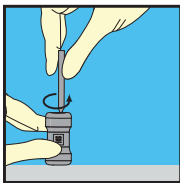
- 2** Isolate area to be treated with cotton rolls or rubber dam, or protect the gingival tissue around the affected tooth with petroleum jelly.



- 3** Using silver brush, pierce foil on silver capsule.

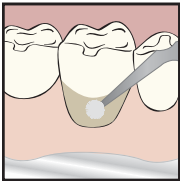


- 4** In circular motion, push foil to the edge of the opening.

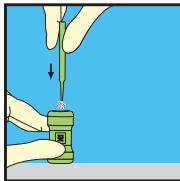


riva
riva star

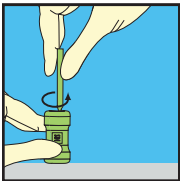
- 5** Carefully apply solution from silver capsule to treatment site only.



- 6** Immediately using green brush, pierce foil on green capsule.



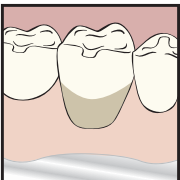
- 7** In circular motion, push foil to the edge of the opening.



- 8** Apply generous amount of solution from green capsule to treatment site. Keep applying until creamy white precipitate turns clear.



- 9** Blot dry. Remove all protective/isolation materials used in the mouth.



Refer to provided instruction sheet for more details.

SDI

YOUR OUR
SMILE. VISION.

www.sdi.com.au